

Desking

Systems | Storage | Training Tables | Conference

For every person in every office



Our desks

Over the years Senator has designed and developed numerous desking collections which have met the demands of the modern office environment. This brochure has been created to give you an insight into our latest designs and solutions.

Senator's complete range of fully featured desking systems meets the needs of the evolving working environment. Encompassing everything from the classic beam system to the more contemporary, stand alone modular systems. Each range is well engineered and offers the highest level of design detailing.

Contents—

Systems 004

Crossover 006–011

Intrigue 012–017

Core 018–027

Fairway 028–031

Play 032–035

Jigsaw 036–041

Pulsar 042–047

Universal Storage 048

Storage 048–055

Training & Conference 056

Axis 058–063

Flight 064–069

Chameleon 070–077

Conference 078–085

Systems Desking

Senator's range of systems desking offer programmes and components which are highly flexible and specially tailored to meet the demands of the modern environment.

006_011

Crossover–

A contemporary desking system comprising of a simple yet beautiful set of intelligent core components that give maximum performance for minimal product life cost.



012_017

Intrigue–

An attractive beam and post system combining flexibility and utility. Intrigue is easy to specify, build, use and upgrade.



018_027

Core–

Core is a versatile desk system with a fresh clean aesthetic based around a horizontal beam structure.



028_031

Fairway–

Fairway is a classically clean and contemporary solution to the problems facing some of today's working environment requirements.



032_035

Play–

Play is designed to be easily configurable and has functionality at its heart.



036_041

Jigsaw–

Combining excellence with practicality, Jigsaw is a cost effective solution for any office application or task.



042_047

Pulsar–

A highly flexible, modular range of systems office furniture, which responds to the ever evolving way in which we work.



Crossover is a contemporary desking system. It has a simple yet beautiful set of intelligent core components that give maximum performance for minimal product life cost.

At the heart of Crossover is a pair of horizontal beams which provide a robust structure and a continuous fixing method for all furniture elements. Legs, screens, worksurfaces and accessories can be attached at any point along the beams regardless of the desk module, therefore saving a multitude of components.

Crossover





The system of attaching the beam anywhere provides the flexibility to position key furniture elements to suit specific functional and ergonomic requirements rather than in predetermined, regular intervals.

Additionally, by attaching all structural elements to the beams the workstation structure can be built with worksurfaces removed; providing easy access when laying power and data cables.

Crossover



The flexibility designed into the structure allows Crossover to provide a comprehensive range of different applications. It can be specified as a simple rectangular desk or configured into multi-linked workstation clusters from 90° to 120° single piece desks. Through rectilinear planning, bench style desking to wave and double wave can also be constructed. Crossover can accommodate a multitude of different layouts from a common set of components and without compromise.



Crossover





Intrigue is an attractive, lightweight beam system combining flexibility and usability.

Striking in its aesthetics and symmetry this system has been developed using as few components as possible, making it easy to specify, build, use and upgrade. It is the combination of a beam, post and leg at the heart of this product that enables numerous configurations to be specified for a reasonable cost.

Intrigue





Intrigue

Based on a beam which provides rigidity within the system, this scheme has ample cable management capacity and allows power data/cabling between workstations. The incorporation of a non-handed height adjustable leg helps to facilitate reconfiguration, and the multi-functional post allows easy addition of screens, overhead storage and shelving.

Intrigue is available with a variety of top shapes and sizes, ideal for large open plan offices and potentially any type of working environment. The inclusion of screens and panels creates a degree of privacy and a glazed 'wall' meeting area can be easily achieved.



Adding character to the system is a range of accompanying accessories, storage units and mobile pedestals.

Overall Intrigue is a successful, dedicated system, offering a full integrated desking range, designed for multiple clusters.



Intrigue





Core is a versatile desk system with a fresh clean aesthetic based around a horizontal beam construction which provides structure and rigidity and allows for the fixing of the various system elements.

The flexibility designed into the system allows Core to provide a comprehensive range of different applications. Core is available as a four leg version, cantilever frame or continuous bench using simple, cost effective, flexible components and legs can be shared wherever necessary.

Core





Core



Desk screens further enhance the system and are available as a simple pinnable version through to framed system screens with tool rails, fabric and glazing options. High capacity cable baskets cater for all electrical and IT requirements.

Core has been developed to cause the minimum impact on the environment. The product has been designed for a maximum working life and whenever possible reclaimable materials are used. Core is up to 100% recyclable at the end of its useful life and is made from 55% recycled materials.



Available as a four legged model, Core incorporates a splayed leg design which provides the system with its inherent strength whilst providing a visual lightness to single or grouped workstations.

The flexibility of a shared leg option enables numerous configurations to be specified at a reasonable cost. Core is available with a variety of single desk top options and comprises of non-handed components, thus simplifying installation.

Core





Alternatively Core is available with a cantilever leg option which combines elegance and practicality.

Being highly flexible and easy to configure makes the Core desking system adaptable to almost any working environment, whether it be an individual desk or collaborative team structure.

Core





Core





Core cantilever incorporates built in vertical, three way segregated cable management as standard which can be accessed from either the inside or outside of the leg. Desk top screens are available in a variety of fabrics, sizes and shapes to customise an individual's working domain.


As an overall range Core is suitable for entire office environments, working equally as well as a stand alone desk, a 120° cluster or as a side-by-side benching system.

Fairway provides a true benching system offering flexibility with no interruption of linear space. The nature of this product provides an elegant solution to some of today's working environment requirements.

Suitable for a multitude of applications and working environments, Fairway provides the opportunity to accommodate task workers adjacent to each other, without desk by desk interference. The structural strength of this system supports the high capacity cable management which can withstand the demands of a flexible workspace.

Fairway





Fairway





Play

Visually distinctive, uncluttered and obvious, Play is an exciting, stand alone, modular desking system, which is well engineered and offers the highest level of design and detailing.

It is undoubtedly a simple concept, but this simplicity belies the high level of tooling involved in its construction.

Play is designed to be easily configurable and has functionality at its 'heart'. It is available with a variety of single desk top options and comprises of non-handed components, thus simplifying installation. With a minimalistic under frame, Play's most distinguishable feature is the way the legs 'splay' out to provide an extremely strong platform from which to work. There is also the option for a height adjustable leg.





Play





Combining elegance with practicality Jigsaw is designed to provide a truly cost effective solution for any office application.

Based upon a rigid beam this system allows almost limitless shared configuration and extremely simple installation, with workstations available in a variety of very practical and pleasing shapes with 25mm tops, in MFC or reformed veneer as standard.

Jigsaw





Jigsaw



In order to reduce cost and improve appearance, Jigsaw has been designed so that the legs can be shared between workstations, with a height adjustable leg option (660 – 800 high) available. Optional courtesy panels are available in Steel, Wood or opaque Acrylic finishes.

All desks and workstations are provided with segregated leg cable risers as standard which can be accessed from either the inside or outside of the leg. And with an optional simple no tools, clip on horizontal cable management system this desking solution is a must have for any office.



Jigsaw





Pulsar is a highly flexible, modular range of systems office furniture, which responds to the ever evolving way we work in offices.

Pulsar has an optional retro fittable cable management kit that can be applied exactly where and when it is required.

To support the most progressive technology, careful consideration has been given to varying levels of accommodation of power and data communication within the workstation.

Pulsar





Pulsar





All Pulsar tops have wire tidy ports to keep cables to the desk corners; modesty panels are supplied with an integral clip which provides support for the work surface and accommodates the horizontal wire management system. Optional segregated leg cable risers are available, which can be easily accessed from either the inside or outside of the leg.

Horizontal cable management is via an optional 'no-tools' clip-in segregated PVC channel which has an integral power module location facility. A 'no-tools' clip-in optional high capacity wire basket is also available.

Desk top screens are available in a variety of fabrics, sizes and shapes to customise an individual's working domain.

Pulsar





Storage Units

The need to collate, file, store, retrieve and archive hard copy, mixed media items in offices today is a constant problem. Whether it is included within the workstation or peripheral to it, Senator has responded to these needs with a variety of elements designed to complement their different furniture programmes.





Senator's range of storage products are designed to complement and to be compatible with the various Senator ranges. They provide a facility for the storage and retrieval of the most commonly used types of filing, high frequency, general bulk or archival; and with the variety of internal accessories available they can be organised

for multimedia storage. Many of the storage units can be used as room dividers or for territorial definition. The differing heights of units also provide an opportunity for landscaping in the open plan office.

Storage Units



Double door



S7DR
Double door unit
730h x 1000w x 500d

S12DR
Double door unit
1200h x 1000w x 500d

S16DR/KD
Double door unit
1600h x 1000w x 500d

S20DR/KD
Double door unit
2000h x 1000w x 500d

Side tambours



S7ST
Side tambour unit
730h x 1000w x 500d

S12ST
Side tambour unit
1200h x 1000w x 500d

S16ST/KD
Side tambour unit
1600h x 1000w x 500d

S20ST/KD
Side tambour unit
2000h x 1000w x 500d

Open storage



S7OF
Open storage unit
730h x 1000w x 500d

S12OF
Open storage unit
1200h x 1000w x 500d

S16OF/KD
Open storage unit
1600h x 1000w x 500d

S20OF/KD
Open storage unit
2000h x 1000w x 500d

Open storage



S12MDU
Magazine display unit
1200h x 1000w x 500d



S16MDU
Magazine display unit
1600h x 1000w x 500d



S12CBU
Cubicle bookcase unit
1200h x 1000w x 500d



S16CBU
Cubicle bookcase unit
1600h x 1000w x 500d

Desk end units



S7/8DR
Desk end unit
730h x 800w x 500d



UCE66
Desk end unit
730h x 600d

Bookcase units



S7DR
Bookcase base unit
730h x 1000w x 500d



SBCU
Open bookcase top
870h x 1000w x 400d



SBCUG
Glass bookcase top
870h x 1000w x 400d

Combination units



S7/15DR
Bookcase base unit
730h x 1000w x 500d



S7SF0F
Side filer base unit
730h x 1000w x 500d



S7ST0F
Side tambour base unit
730h x 1000w x 500d

Recycle Bin



PRU
Paper recycling unit
1200h x 435d x 600w

Filing cabinets



S7SF
2 drawer side filer
730h x 1000w x 500d



S2FC
2 drawer filing cabinet
730h x 470w x 500d



S3FC
3 drawer filing cabinet
1043h x 470w x 500d



S4FC
4 drawer filing cabinet
1359h x 470w x 500d

Pedestals



UM3XD
3 drawer mobile pedestal
565h x 430w x 570d



UNTM3XD
3 drawer narrow mobile pedestal
645h x 330w x 570d



UTM3XD
3 drawer mobile pedestal
645h x 430w x 570d



U6DH3XD
3 drawer static pedestal
730h x 430w x 570d

Storage Units





Training & Conference

Produced using the finest materials
Senator's collection of Training &
Conference tables are elegantly
designed and well engineered.
Combining functionality and
style they are ideal for a variety of
applications.

052_057

Axis–

A unique patented hinge design which allows the table frame to fold within its own length for ease of reconfiguration, storage and transportation.



058_063

Flight–

Beautifully engineered and supported on a central beam which allows the table top to be flipped over from a horizontal to a vertical position.



064_071

Chameleon–

Chameleon is a simple but elegant table system. The uncluttered detailing allows the tables to be used either individually or arranged to suit a wide range of different spatial and functional requirements.



072_079

Conference–




Senator's conference furniture is produced from the finest materials to cater for the most discerning buyer.



Axis

Harley Axis is an innovative and functional table system, with the table frame folding within its own length for ease of reconfiguration, storage and transportation.

Being ideally suited to training and conference purposes the table can be easily dismantled and stored with the top being easily attached to the under frame by moulded plastic locating lugs. As no tools are required to assemble or disassemble the Axis system it can be quickly and easily reconfigured to suit any particular need.





Axis

The 1500 x 750 modular design allows all the classic table top shapes to interconnect giving an almost endless choice of room layouts from boardroom to the extensively used horseshoe layout. To further extend the system, quadrant shaped corner units are added with a fixed under frame and are supported by adjacent tables.

The function, flexibility and ease of reconfiguration and storage of this product makes Axis the number one choice of training and conference tables within the marketplace.





Axis








Flight is a highly functional, elegantly designed and well engineered, flip top table. It is particularly suitable for mixed use and multi-purpose facilities and where training and meeting furniture is required, but space may be at a premium.

The simple and precise design of Flight allows quick and easy storage, of either single or multiple tables. Its lightweight frame and easy glide locking castor system further enhance its mobility and storage capabilities.

Flight





Flight

Supported on a central beam which allows the table top to be flipped over from a horizontal to a vertical position, the Flight tables uses a unique push release mechanism on the pivot arm which allows the arm and leg to be moved from the nesting position into the support position, before locking the table in the working position.





Flight is the ideal table solution for those high traffic areas used for a variety of applications – impromptu meetings, seminars, training, conference or dining.

Flight is available in a wide choice of MFC and veneer finishes and a polyurethane edged 'mist grey' option, the table can be fitted with either rectangular or 'D' end top shapes in a choice of sizes.

Flight





Chameleon

Chameleon is a simple but elegant table system. The uncluttered detailing allows the tables to be used either individually or arranged to suit a wide range of different spatial and functional requirements.

Thin 18mm thick tops are supported by a steel frame which is angled away from the user providing improved ergonomics as well as accentuating the visually light horizontal structure.

Tables up to two metres long are supported on four removable legs positioned at the extreme corners of the table, maximising the knee space whilst making a simple visual link between tables when pushed together, enabling tables to be configured together very simply without complex interlocking systems.





Chameleon






Chameleon





Chameleon





Senator's conference furniture is produced from the finest materials to cater for the most discerning buyer.

Being manufactured using a variety of materials ranging from hardwood to veneered MDF all our conference tables conform with BS4875 – Strength and Stability of Office Furniture.

Conference





In addition to this, conference tables are offered with a choice of four top shapes, rectangular, D end, boat or circular. A choice of four alternative hardwood edge profiles, pencil, round, grooved, radius or cut back and a selection of four table base frames, gullwing, round leg, elliptical leg or Intrigue base are available.

Conference





Conference





Conference





We also offer Seating...

Now that you have seen our Desking Collections, it's now time to think about your Seating requirements – Senator offer a full range of Seating designs to suit every situation.

We have everything you need for a modern office environment.

Ask for our Seating Book today!



